


# Food for Thought...

*“The challenge of delivering patient-centered care to complex patient populations is to provide the right care for the right person at the right time.”*

*- Dr. Elizabeth A Bayliss*




# The Complexity Conundrum

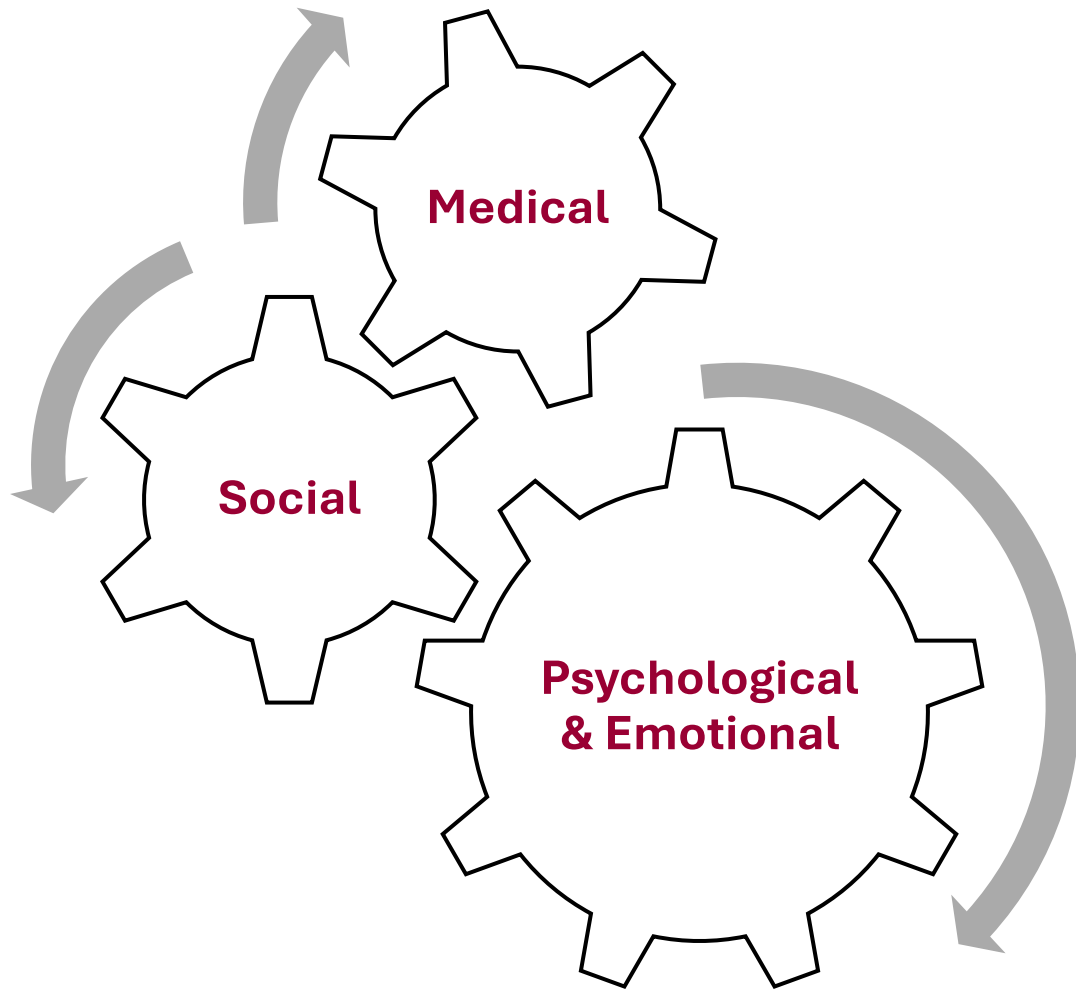
Though a complex study can make managing a complex patient more challenging, a complex patient is inherently different from a complex study.

—

What factors do **you** think make a patient “complex”?



# Factors Impacting Patient Complexity




A multitude of factors can contribute to patient complexity!

Let's dig into them!

# Medical Complexity

Includes factors such as -



**Disease Under Study**



**Pre-Existing Comorbidities**



**Concomitant Medications**

# Social Complexity

Includes factors such as -




**Health Literacy**



**Financial Barriers**




**Access to Care**




**Cultural Factors**

# Psychological & Emotional Complexity

Includes factors such as -



**Stigma**




**Mental Health Impact**



**Shame**

# Your Turn!

- What factors related to patient complexity do you encounter the most?
- Which factors do you feel create the biggest challenge when caring for a patient? Why?



# What Can We Do?

Engage the patient!

–

What are some tools/methods that **you** have used to engage your patients?

# What Can We Do?

Connect the patient with local and national resources!

–

What are some resources that **you** have shared with your patients to help mitigate one or more of their complex needs?

# Helpful Resources for Patients

- [American Cancer Society](#)
- [Cancer Financial Assistance Coalition Database](#)
- [Find Help](#)
- [Fund Finder](#)
- [Triage Cancer](#)

**Are there others that you would add to the list?**



**Thank  
You!**