

## NRG SDMC Protocol Reports

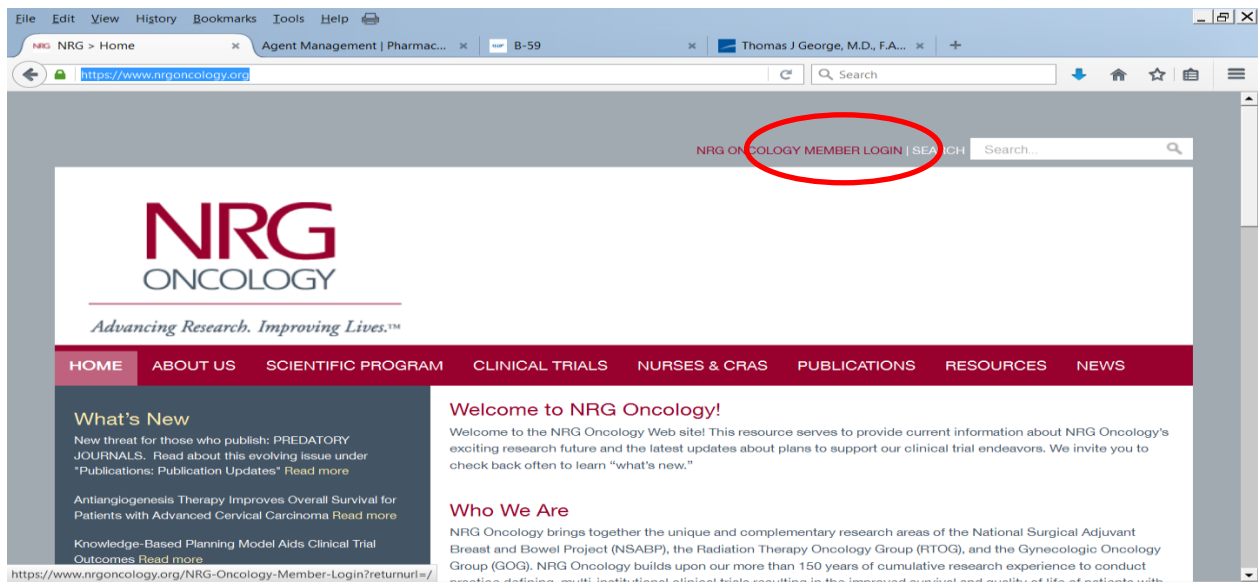
Statistical reports are produced and posted on the NRG Oncology website twice a year in conjunction with the biannual NRG Oncology Group Meetings. NRG and legacy trials for which the primary outcome has not been reported are included. There is a separate report for each trial which provides the following information:

- Study description including the title, study chair, schema and aims.
- Accrual report with projected date for meeting the target accrual if the protocol is still accruing.
- Summary of ineligible and consent withdrawals.
- Tabular summary of patients' characteristics, including but not limited to age, race, and ethnicity broken down to varying degrees.
- Tabular summary of reported toxicities.


Instructions for accessing the reports and examples are provided below.

## How to find a specific report

1. Go to NRG Oncology website: <https://www.nrgoncology.org/>
2. Log into the members' area with your CTEP ID username and password



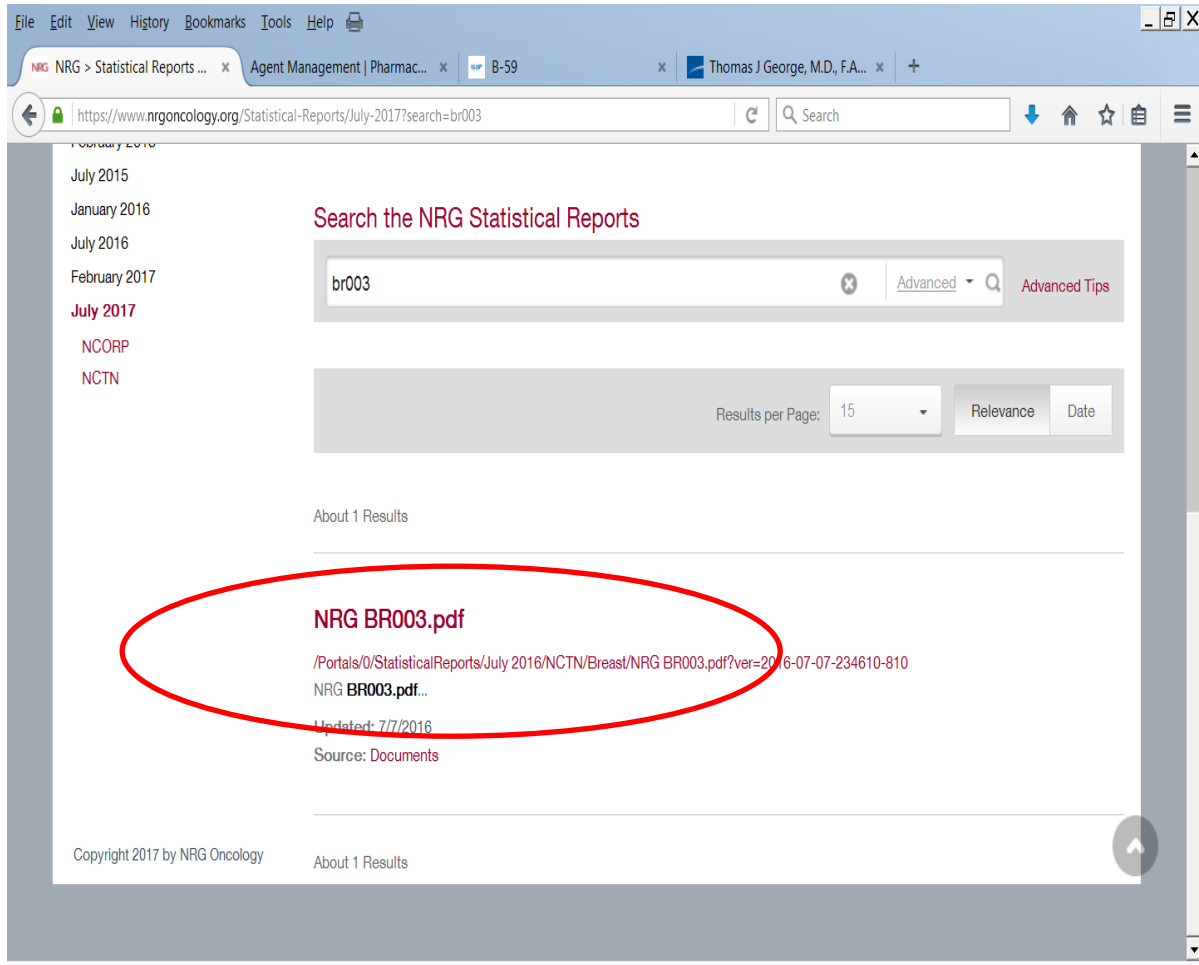
### 3. Click on Statistical Reports



### 4. Click on the most recent month/year for the current report

### **Example #1: Search for a specific trial**

1. After selecting the month/year of interest, a search box will appear.
2. In the search box, type the name of the trial (e.g., type in BR003 as "BR003").
3. Click on the name of the document or the link when it appears.



4. Look for "Patient Characteristics" which are found in Table 3/page 6 in this report.

NRG BR003-1 - Nuance Power PDF Advanced

File Home Edit View Comment Advanced Processing Security Forms Help Find a Tool

Insert Combine Files Right MS Word Excel PowerPoint Other Make PDF Searchable Edit Object Typewriter Reduce Split Search

Extract Document Assembly From File From Scanner Advanced Left Page Rotate Convert Tools Search

Delete Pages Create Page Rotate

Table 3

Patient and Tumor Characteristics for All Randomized Patients in  
NRG BR003 – Data as of 4/30/2016

Patient or Tumor Characteristic	AC→WP		AC→WP +Carboplatin		Total	
	n	%	n	%	n	%
Age (Years)						
≤ 49	22	36.7	26	40.6	48	38.7
50-59	19	31.7	23	35.9	42	33.9
≥ 60	19	31.7	15	23.4	34	27.4
Race						
White	44	73.3	53	82.8	97	78.2
Black/African American	10	16.7	9	14.1	19	15.3
Other	4	6.7	1	1.6	5	4.0
Unknown	2	3.3	1	1.6	3	2.4
Ethnicity						
Hispanic or Latino	3	5.0	4	6.3	7	5.7
Not Hispanic or Latino	55	91.7	57	89.1	112	90.3
Unknown	2	3.3	3	4.7	5	4.0
Type of Surgery						
Lumpectomy	25	41.7	29	45.3	54	43.6
Mastectomy	35	58.3	35	54.7	70	56.4
Number of Positive Nodes						
0	13	21.7	12	18.8	25	20.2
1-3	37	61.7	39	60.9	76	61.3
4-9	8	13.3	8	12.5	16	12.9
10+	2	3.3	6	9.3	8	6.7

8.50 x 11.00 in 6 of 9 75%

## Example #2: Browse by Disease Site

1. After selecting the month/year of interest, click on either NCORP or NCTN
2. Click on the disease site of interest. Note that some disease sites will also have subcategories to choose from (e.g., NCTN → Gastrointestinal → Non-Colorectal)
3. Click on “Download” next to the study of interest (e.g., RTOG 0848)

The screenshot shows a web browser window with the NRG Oncology website. The address bar displays the URL: <https://www.nrgoncology.org/Statistical-Reports/July-2017/NCTN/Gastrointestinal/Non-Colorectal>. The website header includes the NRG ONCOLOGY logo and the tagline "Advancing Research. Improving Lives.™". A navigation menu contains links: HOME, ABOUT US, SCIENTIFIC PROGRAM, CLINICAL TRIALS, NURSES & CRAS, PUBLICATIONS, RESOURCES, and NEWS. Below the menu, a "STATISTICAL REPORTS" section is active. The breadcrumb trail reads: "Statistical Reports » July 2017 » NCTN » Gastrointestinal » Non-Colorectal". On the left, a list of months and years is shown, with "July 2017" selected. Under "July 2017", "NCTN" is selected, followed by "Gastrointestinal" and "Non-Colorectal". A table lists files with their names and "Download" links. The "Download" link for "RTOG 0848.pdf" is circled in red. The footer of the page shows the full URL: <https://www.nrgoncology.org/Portals/0/StatisticalReports/July 2017/NCTN/Gastrointestinal/Non-Colorectal/RTOG 0848.pdf>.

File	
All Non-Colorectal.zip	<a href="#">Download</a>
Alliance CALGB 80803.pdf	<a href="#">Download</a>
NRG-GI001.pdf	<a href="#">Download</a>
NRG-GI003.pdf	<a href="#">Download</a>
RTOG 0848.pdf	<a href="#">Download</a>
RTOG 1010.pdf	<a href="#">Download</a>
RTOG 1112.pdf	<a href="#">Download</a>

4. Look for "Patient Characteristics" which are found in Table 4/pages 5-8 in this report.

RTOG 0848-2 - Nuance Power PDF Advanced

Patient or Tumor Characteristic	n	%	n	%	n	%	n	%
<b>Age (years)</b>								
≤ 49	18	11.0	17	10.7	13	8.0	48	9.9
50 - 59	42	25.8	37	23.3	36	22.1	115	23.7
60-69	57	35.0	59	37.1	65	39.9	181	37.3
70-79	35	21.5	41	25.8	43	26.4	119	24.5
≥ 80	11	6.7	5	3.1	6	3.7	22	4.5
<b>Gender</b>								
Male	88	54.0	96	60.4	89	54.6	273	56.3
Female	75	46.0	63	39.6	74	45.4	212	43.7
<b>Race</b>								
American Indian/Alaska Native	0	0.0	1	0.6	0	0.0	1	0.2
Asian	4	2.5	4	2.5	9	5.5	17	3.5
Black or African American	10	6.1	22	13.8	23	14.1	55	11.3
Native Hawaiian or other Pacific Islander	1	0.6	0	0.0	1	0.6	2	0.4
White	144	88.3	129	81.1	128	78.5	401	82.7
Not reported (EORTC)	1	0.6	1	0.6	0	0.0	2	0.4
Unknown	3	1.8	2	1.3	2	1.2	7	1.4
<b>Ethnic Category</b>								

8.50 x 11.00 in

5 of 23 96.3%